

31. Napisz która jest godzina i jaka pora dnia (am/pm).

- **13:15** – It's a quarter ...*past*... (~~past/to~~) ...*one p.m.*... (~~a.m.~~/p.m).  
(Jest kwadrans po pierwszej po południu)
- **6:15** – It's a quarter ..... (past/to) ..... (a.m./p.m)  
(Jest kwadrans PO szóstej rano).
- **18:45** - It's a quarter ..... (past/to) ..... (a.m./p.m.)  
(Jest za kwadrans siódma wieczorem).

32. Połącz zegary z nazwami godzin. Zwróć uwagę na porę dnia a.m/p.m.

2:30	It's twelve o'clock a.m.
20:45	It's a quarter to twelve p.m.
12:00	It's half past eight a.m.
15:15	It's a quarter past seven a.m.
8:30	It's a quarter to nine p.m.
18:00	It's a quarter past three p.m.
7:15	It's six o'clock p.m.
23:45	It's half past two a.m.

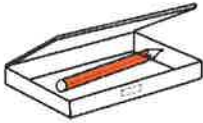
33. Look and write - 'in', 'on', 'under'.

1.



The book is \_\_\_\_\_ the table.

2.



The pencil is \_\_\_\_\_ the pencil case.

4.



The book is \_\_\_\_\_ the chair

5.



The globe is \_\_\_\_\_ the chair

6.



The sharpener is \_\_\_\_\_ the pencil case.

34. Choose the correct answer.

a)

We are going to the \_\_\_\_\_ today!  
I am wearing my swimsuit.



swimming pool

forest

b)

It is very sunny outside! My mom said I need to  
put on \_\_\_\_\_ to protect my skin.







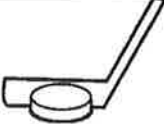


sunscreen



gloves

35. Read and write true or false.

Monday	
Tuesday	
Wednesday	
Thursday	
Friday	
Saturday	
Sunday	

There is a hockey class on Friday.

.....

There is a volleyball class on Monday.

.....

There is a chess class on Wednesday.

.....

There is a tennis class on Thursday.

.....

There is a basketball class on Sunday.

.....

There is a gymnastics class on Saturday.

.....

There is a hockey class on Tuesday.

.....

36. Połącz litery tak, by utworzyły nazwę części twarzy. Dopasuj wyraz do rysunku.








no	ir	
fa	ye	
te	se	
e	uth	
ha	ce	
e	ar	
mo	eth	


Diagram showing connections: 'fa' is connected to 'ce' (forming 'face'), and 'ce' is connected to 'te' (forming 'face').

37. Write.

guinea pig butterfly ant snake ladybird bee dragonfly turtle lizard

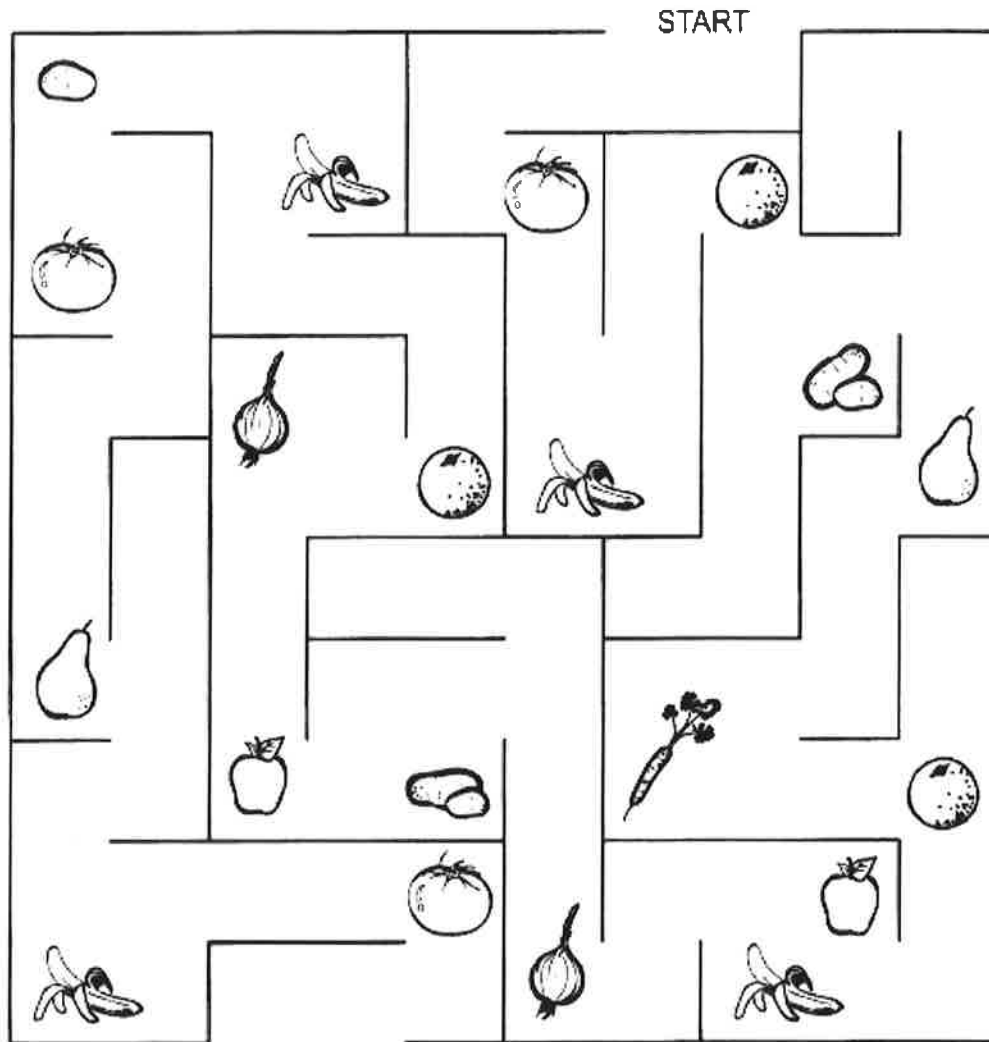


butterfly



She hasn't got an .....

38. Look, count and write.



Oranges .....

Bananas .....

Tomatoes .....

Apples .....

Carrot .....

Pears .....

Potatoes .....

Onions .....

39. Join the missing pictures with the right words.

hand

tummy

foot

arm

leg

head

The image contains six line drawings of a boy in a t-shirt and shorts, arranged in two columns. The boy in the top-left drawing has his right hand raised. A line connects this drawing to the word 'foot' in the central column. The other drawings show the boy in various poses: top-right (right hand raised), middle-left (right hand raised), middle-right (right hand raised), bottom-left (right hand raised), and bottom-right (right hand raised).



40. Match the pictures to the words.

coat shirt dress skirt belt t-shirt socks scarf jumper  
shoes trousers tights trainers pyjamas



*jumper*

